



Care and Maintenance of your Aerobic Sewage Treatment System

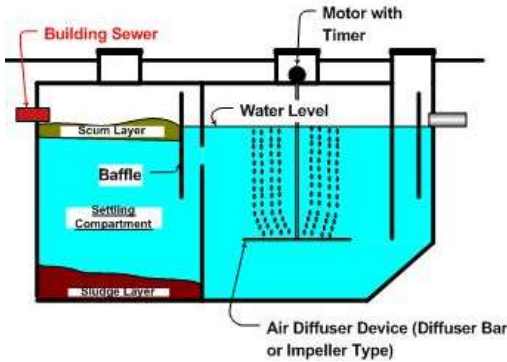
Updated: 8/2009

CLERMONT COUNTY GENERAL HEALTH DISTRICT

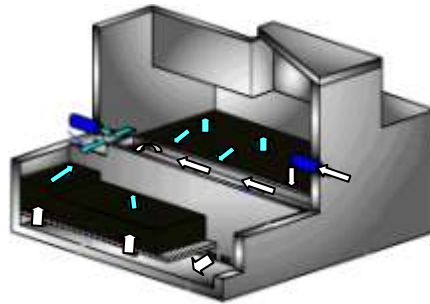
2275 Bauer Rd.
Suite 300
Batavia, Ohio 45103-1930

Phone: (513) 732-7499
Fax: (513) 732-7936
E-mail: cchealth@clermontcountyohio.gov
<http://www.clermonthhealthdistrict.org>

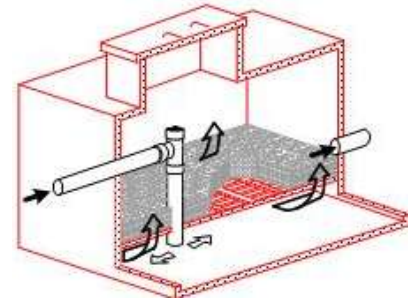
This type of system has a motor located over an aeration compartment where air is mixed with the wastewater. Oxygen-loving bacteria feed on the wastewater. When the system is treating properly, the discharged water appears to be clear and odorless.



Generic ATU



Upflow Filter



Upflow Filter

Tank Care: Live bacteria in the aerobic tank provide biological treatment. Keep products harmful to bacteria out of the tank. Antibacterial soaps and disinfectant cleaners, excessive bleach, antibiotics, pesticides and poisons, drain cleaners, solvents, and automobile fluids are examples of harmful products. Chemotherapy and radiation therapy products may also kill bacteria in the tank. Dead tank bacteria provide no treatment, resulting in little settling of suspended solids, rapid accumulation of sludge, and higher maintenance costs. A dead tank will cause the system to clog and fail if the condition is not corrected in time.

An in-sink garbage disposal is not recommended and, if used, will require more frequent aerobic tank pumping. Dispose of fats, oils and grease with your solid trash. **Avoid additives and products that claim to dissolve tank solids.** Keep non-soluble wastes such as plastics and cigarette butts, pet wastes, cat litter, paint, construction and cleaning wastes out of your septic system. Also avoid disposing of paper products with the exception of toilet paper approved for septic tanks. **The General Rule is: Don't put anything into your septic system that has not gone through your body first.**

MAINTENANCE TIPS

Have your tank pumped out by a registered septage hauler every 2 to 3 years, your upflow once a year or as needed (see attached guidance for tank maintenance and pumping schedules). Recommend pumping septic tank and upflow at the same time. The nylon mesh filter on a Norweco Singular, located in the third compartment, should be cleaned on a regular basis. Keep a record of pumping and other maintenance.

It is strongly recommended that a service contract for routine maintenance and service be obtained from the local manufacturer's representative. DO NOT rely solely on inspection services. Any time your motor is inoperable, raw sewage is being discharged, which is considered a PUBLIC HEALTH NUISANCE.

Check your motor and timer routinely. Listen for the sound of the motor running. When the motor is operating properly, but not actually running, it should be warm to the touch. Moisture on the motor housing is an indication of an inoperable motor. Night timers must be set to run during the day or updated to run on 15 - 20 minute cycles. A manufacturer's representative can set the timer to the proper operating cycle.

If the motor requires replacement, it must be replaced with the original manufacturer's motor for your type of ATU. Anytime your motor needs to be removed from the system, a loaner motor MUST be installed.

Check the air intake on of the ATU motor to be sure it is drawing air. For some ATU's, the air filter on the suction pipe must be cleaned or replaced.

Check your system's circuit breaker (which should be marked), any electrical switches, and the condition of the wiring for your ATU on a regular basis. Underground electric service should be checked by a qualified person for proper grounding. Any electrical repairs should be completed by a qualified person and inspected by the Clermont County Building Department.

All compartments should have watertight risers properly installed above the ground surface to prevent soil and surface water from entering the system. Risers will allow your system to be easily accessed for service and inspections. Your system will have to be pumped more frequently if soil is allowed to enter. Soil can damage the aerator, clog the filter, or even create a blockage in the effluent line.

Any shrubbery and/or vegetation around the ATU must be maintained to accommodate routine system maintenance and inspection. Recommend cutting vegetation even to the ground but do not remove roots and treat to prevent regrowth.

ATU's that discharge to surface water drainage must have outlets that are accessible for inspection. The outlet pipe needs to flow freely. Ideally, there should be 6 inches between the bottom of the discharge pipe and the receiving waterway. The receiving waterway should be maintained so that discharged water keeps moving away.

Concrete baffles and channels must be present in the ATU. Check for presence and condition. Contact a bonded and registered service provider to repair any problems. The Health District can also provide some information on repair procedures.

The lids of the ATU should be inspected periodically. If these are cracked, broken or missing, they must be replaced. The lids must be replaced with the manufacturer's lids that match your ATU system.

PLEASE NOTE: An operating ATU does not eliminate all disease causing organisms, it merely reduces them. Children and pets should be kept away from the system discharge area.

Distributors of Aerobic Sewage Treatment Systems & General Maintenance Service

<p><u>Coate Aer</u> Coate Burial Vault, Inc. PO Box 159 West Milton, OH 45383 800.762.4066 513.248.0158</p>	<p><u>Norweco</u> Best Precast Products PO Box 767 Wilmington, OH 45177 937.382.2558</p>	<p><u>JET</u> Gullet Sanitation 118 S Union Street Bethel, OH 45106 513.734.2227</p>
<p><u>Oldham</u> Arbor Environmental PO Box 118514 Cincinnati, OH 45211 513.451.0701</p>	<p><u>Norweco</u> Winelco, Inc. 6141 Centre Park Drive West Chester, OH 45069 513.755.8050</p>	<p><u>JET</u> 4 Aces Sanitation 2500 Oxford State Road Middletown, OH 45044 513.422.2772</p>
<p><u>Multi-Flo</u> Perfect-A-Waste 11264 Sebring Dr. Cincinnati, OH 45240 513.851.8886</p>	<p><u>JET</u> Armentrout Sanitation PO Box 116 Goshen, OH 45122 513.722.2542</p>	

This list of distributors/maintenance providers is provided for your convenience. The Clermont County General Health District neither endorses nor recommends any of the above.